






2nd MULIMPIA

Haidong Gumdo

July 23rd~27th, 2015

Gangwondo Pyeongchang Yongpyeong Dome

Mulimpia Organizing Committee
www.mulimpia.com



★ **Outline**

Event name 2015, The 2nd Mulimpia International Haidong Gumdo Championship
 Date July 23rd~27th, 2015
 Location Gangwondo Pyeongchang Yongpyeong Dome
 Organization Mulimpia Organizing Committee
 Supervision Organizing Committee for the 2015, 2nd Mulimpia International Haidong Gumdo Championship

★ **Competition Categories & Divisions**

Categories and Divisions			Candidates	
Individual Competition	Individual Gumbub	Black Belts (3 rd Dan and above)	Elementary 1	Born after 2006
			Elementary 2	Born after 2005
			Middle School	Middle school students
			High School	High school students
			Univ. / Youth	Students born after 1976
			Adult 1	Born between 1956 and 1975
		Adult 2	Born before 1955	
		Black Belts (Promoted before March 2012)	Elementary 1	Kindergarten & Grade 1,2
			Elementary 2	Grade 3,4 (Born in 2005~2007)
			Elementary 3	Grade 5,6 (Born in 2003~2005)
			Middle School	Middle school students
			High School	High school students
			Univ. / Youth	Students born after 1976
		Color Belts	Adult 1	Born between 1956 and 1975
			Adult 2	Born before 1955
			Elementary 1	Kindergarten & Grade 1,2
			Elementary 2	Grade 3, 4
			Elementary 3	Grade 5, 6
	Middle School		Middle school students	
	Paper Cutting	Black Belts	High School	High school students
			Univ. / Youth	Students born after 1976
		Color Belts	Adult 1	Born between 1956 and 1975
			Adult 2	Born before 1955
			Same as individual Gumbub (Black Belts: only 1 st ~ 3 rd Dan)	

	Bamboo Cutting	Men (Black Belts)	Men 1	Born after 1981
			Men 2	Born between 1967-1980
			Men 3	Born between 1956-1966
			Men 4	Born before 1955
		Woman (Black Belts)	Women 1	Born after 1981
			Women 2 Women 3	Born between 1967-1980 Born before 1966
	Individual Sword Dance		Students	Elementary, Middle and High
			Adults	University students and above
Group Competition	Group Sword Dance		Anyone	
	Group Gumbub (4 persons)	Black Belts	All Black Belts (No Distinction: Men & Women)	
		Color Belts	All Color Belts (No Distinction: Men & Women)	
Masters Tournament		Masters	Combined Competition (Individual Gumbub + Bamboo Cutting)	
		Instructors		
Demonstration Tournament		Anyone		
Family Tournament		Minimum of 2 Family Members		

★ Championship Regulations

1. Individual Gumbub

High level Black Belt (4th Dan & above)	<p>Preliminary: Yedo Gumbub #3, #2 performed continuously (no chakgum after #3, turn to the front and start #2)</p> <p>Main: Yedo Gumbub #3, #2 performed continuously (no chakgum after #3, turn to the front and start #2)</p> <p>Final: Yedo Gumbub #3, #2, #4 performed continuously (no chakgum after #3 , turn to the front and start #2 & no chakgum after #2 & start #4)</p> <p>- Counting before start: Charyut, Junbi, Sijak - Federation Kagum must be used</p>
Black Belt (1st ~ 3rd Dan)	<p>Preliminary: Ssangsu Gumbub #8, #7 performed continuously (no <u>chakgum</u> after #8, turn to the front and start #7)</p> <p>Main: Ssangsu Gumbub #8, #7 performed continuously (no <u>chakgum</u> after #8, turn to the front and start #7)</p> <p>Final: Ssangsu Gumbub #8, #7, #9 performed continuously (no <u>chakgum</u> after #8, turn to the front and start #7; <u>chakgum</u> after #7, turn to the front and start #9)</p> <p>- Counting before start: Charyut, Junbi, Sijak - Federation Kagum must be used</p>
Color Belts	<p>Preliminary: Ssangsu Gumbub #3, #2 performed continuously (no chakgum after #3, turn to the front and start #2)</p> <p>Main: Ssangsu Gumbub #3, #2 performed continuously (no chakgum after #3, , turn to</p>

	<p>the front and start #2)</p> <p>Final: Ssangsu Gumbub #3, #2, #4 performed continuously (no chakgum after #3; no chakgum after #2, turn to the front and start #4)</p> <p>- Counting before start: Charyut, Junbi, Sijak - Federation Kagum must be used</p>
--	---

Bamboo Cutting

Men	Group 1 Group 2 Group 3	<p>Preliminary: (Front and Rear, 5 Cuts)</p> <p>- Front: Right, Left downward cut and Right upward cut. Turn 540 degrees to the left. - Rear: Right downward cut and Left upward cut. Finish in Jayeon KyeonJeokSe.</p> <p>Final: (3 Directions, 8 Cuts)</p> <p>- 1st Pole: Right, Left downward cut and Right upward cut. Turn 540 degrees to the left. - 2nd Pole: Right downward cut, left upward cut and left downward cut. Turn 540 degrees to the left. - 3rd Pole: Left downward cut and Right upward cut. Finish in Jayeon KyeonJeokSe.</p>
	Group 4 Group 5	<p>Preliminary: (Front and Rear, 4 Cuts)</p> <p>- Front: Right, Left downward cut. Turn 540 degrees to the left. - Rear: Right downward cut and Left upward cut. Finish in Jayeon KyeonJeokSe.</p> <p>Final: (Front and Rear, 5 Cuts)</p> <p>- Front: Right, Left downward cut and Right upward cut. Turn 540 degrees to the left. - Rear: Right downward cut and Left upward cut. Finish in Jayeon KyeonJeokSe.</p>
Women	Group 1 Group 2	<p>Preliminary: (Front, 3 Cuts)</p> <p>- Front: Right downward cut, Left upward cut and Left downward cut. Finish in Jayeon KyeonJeokSe.</p> <p>Final: (Front and Rear, 5 Cuts)</p> <p>- Front: Right downward cut, Left upward cut and Left downward cut. Turn 540 degrees to the left. - Rear: Left downward cut and Right upward cut. Finish in Jayeon KyeonJeokSe.</p>
	Group 3	<p>Preliminary: (Front, 3 Cuts)</p> <p>- Front: Right downward cut, Left upward cut and Left downward cut. Finish in Jayeon KyeonJeokSe.</p> <p>Final: (Front and Rear, 4 Cuts)</p> <p>- Front: Right, Left downward cut. Turn 540 degrees to the left. - Rear: Right downward cut and Left upward cut. Finish in Jayeon KyeonJeokSe.</p>
<p>+ The final score will be based on: Speed (50%) and Precision (50%).</p> <ul style="list-style-type: none"> ▪ Speed: the commands 'Junbi, Baldo' will be given upon which the competitor draws the sword into Jayeon KyeonJeokSe. After the command 'Sijak!' the time until the last cut, followed by Jayeon KyeonJeokSe, facing the last target, will be measured (there is no pre-fixed time within one has to finish all the cuts). In order for the scores to be given, after all competitors have finished their cutting for the respective round, the competitors will be divided into 5 groups based on the total measured time (from the faster to the slower times; the faster one finishes, the higher the score will be). ▪ Precision: for every cut a score will be given according to 4 levels: "clear cut with a correct angle" - "clear cut with an inaccurate angle" - "unclear cut with remainders sticking out" - "no cut" ▪ <i>In case the bamboo pole falls down or the bamboo is pulled out of its seat, it will be marked as "no cut".</i> ▪ <i>Points will be deducted if the turning motion isn't done properly (540 degree turn to the left)</i> <p style="text-align: center;"><i>*** IMPORTANT: In order to get a high score it is important to be fast and precise.</i></p>		

Individual Sword Dance

Competition Rules	<ul style="list-style-type: none"> ▪ Anyone of any rank, gender or age can participate ▪ Two rounds: Preliminary and Final ▪ Music CD must be prepared individually ▪ Performance without cutting (e.g. bamboo or straw) ▪ Maximum duration of performance & music: 3 minutes (music will stop after 3 minutes) ▪ Free choice of uniform, music and material (fan, cloth, weapons, etc. may only be used for a maximum of 1 minute) ▪ Summary of the performance (title & story) on an A4 sheet must be given to the referee prior to the performance.
Referee Rules	<ul style="list-style-type: none"> ▪ Mandatory techniques (<i>points will be deducted if not included in the performance</i>) <ol style="list-style-type: none"> 1. Performance with the sword in reverse for more than 10 seconds 2. 3 continuous turning (hwejeon) motions to both the left and right side 3. Characteristic parts of either Yedo Gumbub #2 or Ssangsu Gumbub #8 must be included <p><u>There are 3 referees:</u></p> <ul style="list-style-type: none"> ▪ Referee 1 (Mandatory Techniques): judges the mandatory motions of the performance. ▪ Referee 2 (Free Techniques): judges the free techniques of the performance. ▪ Referee 3 (Art, Expression): judges the combination of the competitor's acting skills (expression, dynamics, etc.), costume, music and story line of the performance.

Paper Cutting

Black Belts	<p>Preliminary (2 cuts): In Kimase, make a left horizontal cut on target ②. Stop for a short moment and change the sword's direction. Make a right horizontal cut on target ③.</p> <p>Final (3 cuts): In Kimase, make a left horizontal cut on target ①. Stop for a short moment and change sword's direction. Make a right horizontal cut on target ②. Again, stop for a short moment and change the sword's direction. Make a left horizontal cut on target ③.</p>
Color Belts	<p>Preliminary (1 cut): In Kimase, make a left horizontal cut on target ②.</p> <p>Final (2 cuts): In Kimase, make a left horizontal cut on target ②. Stop for a short moment and change the sword's direction. Make a right horizontal cut on target ③.</p>

- + **Stop for a short moment after each cut (in case of 2 or 3 cuts)**
- + **Bamboo swords will be used for the cutting; prepared in several sizes**
- + The height of the paper is determined based on the distance between the ground and target ② and defined for each category: Elementary Group 1 = 80 cm / Elementary Group 2 = 85 cm / Elementary Group 3 = 90 cm / Middle and High School Group = 100 cm / Adults = 110 cm. In the final round the competitors can individually arrange the height of the paper.
- + Scores
 - The paper must be cut all the way (otherwise no score will be given)
 - The lowest score of each cut will be given as the score (lowest amount of points from edge to edge).
 - If the cut goes into the grey area no score will be given

***** The Official WHGF Paper Cutting Target will be used**

Paper size (Width 50cm * Height 78cm / Newspaper) / The height of each score section is 1.5cm
 Total of 46 sections. $46 * 1.5\text{cm} = 69\text{cm}$ → The remaining space of the paper does not count for scoring.

Group Sword Dance

- Maximum duration: 3 minutes
- Music mandatory
- Group size: between 5 to 12 persons
- Uniform: free choice (dobok is also allowed)
- Mandatory: 15 to 2 seconds of Ssangsu, Simsang, Yedo or Bonguk Gumbub has to be included in the performance

Group Gumbub - 4 Persons

Black Belts	<p>Preliminary: Ssangsu Gumbub #8 and #7 (after #8 & no chakgum and turn to the front and start #7)</p> <p>Final: Ssangsu Gumbub #8, #7 and #9 (after #8 & no chakgum and turn to the front and start #7, after #7 and chakgum and turn to the front and start #9)</p>	<ul style="list-style-type: none"> ▪ Black Belts: use Kagum ▪ Color Belts: use Mokgum ▪ Square formation ▪ No spoken commands, only Kihap: <ul style="list-style-type: none"> - Preliminary: max. 4 times Final: max. 6 times
Color Belts	<p>Preliminary: Ssangsu Gumbub #3 and #2 (after #3 & no chakgum and turn to the front and start #2)</p> <p>Final: Ssangsu Gumbub #3, #2 and #4 (after #3 & no chakgum and turn to the front and start #2, after #2 and chakgum and turn to the front and start #4)</p>	

Masters Tournament

Masters	Individual Gumbub	<p>Main: Yedo Gumbub #5 and Bonguk Gumbub #2 (Continuous performance) Final: Bonguk Gumbub #2 and Jangbaek Gumbub #2 (Continuous performance)</p>
	Bamboo Cutting	<p>Main: (Front and Rear, 6 Cuts) - 1st Pole: Right downward cut and Left upward cut and Left downward cut, And Turn 540 degrees to the right. - 2nd Pole: Left downward cut, Right & Left upward cut and Jayeon-KyeonJeokSe.</p> <p>Final: (3 Directions, 8 Cuts) Move counter clockwise as you cut poles nr. 1, 2 and 3. - 1st Pole: Right downward cut and Left upward cut and Left down cut, And Turn 540 degrees to the right. - 2nd Pole: Left downward cut, Right & Left upward cut and Turn 540 degrees to the right. - 3rd Pole: 2x Left downward cut and Right upward cut and Jayeon KyeonJeokSe.</p>
Instructors	Individual Gumbub	<p>Main: Ssangsung Gumbub #6 and Yedo Gumbub #4(Continuous performance) Final: Yedo Gumbub #4 and Bonguk Gumbub #3(Continuous performance)</p>
	Bamboo Cutting	<p>Main: (Front and Rear, 5 Cuts) - 1st Pole: Right & Left downward cut and Right upward cut. Turn 540 degrees to the Right. - 2nd Pole: Left downward cut and Right upward cut. Finish in Jayeon KyeonJeokSe.</p> <p>Final: (Front and Rear, 6 Cuts) - 1st Pole Right & Left down cut and Right upward cut. Turn 540 degrees to the Right. . - 2nd Pole: Left down cut, Right upward cut and Left upward cut and Jayeon KyeonJeokSe.</p>

This is a combined competition of Individual Gumbub + Bamboo Cutting.

The final score for Bamboo Cutting will be based on: Speed (50%) and Precision (50%).

- **Speed:** the commands 'Junbi, Baldo' will be given upon which the competitor draws the sword into Jayeon KyeonJeokSe. After the command 'Sijak!' the time until the last cut, followed by Jayeon KyeonJeokSe, facing the last target, will be measured (there is no pre-fixed time within one has to finish all the cuts).
In order for the scores to be given, after all competitors have finished their cutting for the respective round, the competitors will be divided into 5 groups based on the total measured time (from the faster to the slower times; the faster one finishes, the higher the score will be).
- **Precision:** for every cut a score will be given according to 4 levels: "clear cut with a correct angle" - "clear cut with an inaccurate angle" - "unclear cut with remainders sticking out" - "no cut"
- *In case the bamboo pole falls down or the bamboo is pulled out of its seat, the score will be given as "no cut".*
- *Points will be deducted if the turning motion isn't done properly (540 degree turn to the left)*

**** IMPORTANT: In order to get a high score it is important to be fast and precise*

4. Demonstration Tournament

- Max. Duration = 5 minutes
- No restriction in uniform, material, group size & Demonstration music is allowed
- Gumbub, Gyukgum and Cutting techniques may be used all together or separately
- 1 Team per Dojang (Multiple teams per country allowed)
- Masters and Instructors may take part in the demonstration tournament

5. Family Tournament

- Max. Duration = 3 minutes
- Group size = minimum of 2 family members
- Performance of either Gumbub, Gyukgum or Cutting (only one subject)

★ Awards

Competitor Awards

Divisions & Categories		Place	Preliminary Round	Main Round	Final Round
Individual Division	Individual Gumbub	1st Place (Gold)	Certificate / Medal	Certificate / Medal	Certificate / Trophy
		2nd Place (Silver)	Certificate / Medal	Certificate / Medal	Certificate / Trophy
		3rd Place (Bronze)	Certificate / Medal	Certificate / Medal	Certificate / Trophy
	Paper Cutting	1st Place (Gold)	Certificate / Badge	-	Certificate / Trophy
		2nd Place (Gold)	Certificate / Badge	-	Certificate / Trophy
		3rd Place (Gold)	Certificate / Badge	-	Certificate / Trophy
	Bamboo Cutting	1st Place (Gold)	Certificate / Medal	-	Certificate / Trophy
		2nd Place (Silver)	Certificate / Medal	-	Certificate / Trophy
		3rd Place (Bronze)	Certificate / Medal	-	Certificate / Trophy
	Individual Sword Dance	1st Place (Gold)	Certificate / Medal	-	Certificate / Trophy
		2nd Place (Silver)	Certificate / Medal	-	Certificate / Trophy
		3rd Place (Bronze)	Certificate / Medal	-	Certificate / Trophy
Group Division	Group Sword Dance	1st Place (Gold)	Certificate / Badge	-	Certificate / Trophy
		2nd Place (Silver)	Certificate / Badge	-	Certificate / Trophy
		3rd Place (Bronze)	Certificate / Badge	-	Certificate / Trophy
	Gumbub (4 persons)	1st Place (Gold)	Certificate / Badge	-	Certificate / Trophy
		2nd Place (Silver)	Certificate / Badge	-	Certificate / Trophy
		3rd Place (Bronze)	Certificate / Badge	-	Certificate / Trophy
Masters Tournament		1st Place (Gold)	Certificate / Souvenir	-	Certificate / Trophy
		2nd Place (Silver)	Certificate / Souvenir	-	Certificate / Trophy
		3rd Place (Bronze)	Certificate / Souvenir	-	Certificate / Trophy
Demo-Team Tournament		1st Place (Gold)	Certificate / Souvenir	-	Certificate / Trophy
		2nd Place (Silver)	Certificate / Souvenir	-	Certificate / Trophy
		3rd Place (Bronze)	Certificate / Souvenir	-	Certificate / Trophy
Family Tournament		1st Place (Gold)	Certificate / Medal	-	Certificate / Trophy
		2nd Place (Silver)	Certificate / Medal	-	Certificate / Trophy
		3rd Place (Bronze)	Certificate / Medal	-	Certificate / Trophy

Group Awards

Award Title	Award Content	Candidates
Best Association Award	Flag / Certificate / Trophy	1 Association
Excellent Association Award	Certificate / Trophy	2 Associations
Best Dojang Award	Flag / Certificate / Trophy	1 Dojang
Excellent Dojang Award	Certificate / Trophy	3 Dojangs
Best Master Award	Certificate / Trophy	1 Master
Excellent Master Award	Certificate / Trophy	3 Masters
Most Participated Dojang Award	Certificate / Trophy	1 Dojang
First Prize Over All	Flag / Certificate / Trophy	1 Dojang
Second Prize Over All	Certificate / Trophy	2 Dojangs
Third Prize Over All	Certificate / Trophy	3 Dojangs
Encouragement Prize	Certificate of Participation	Participating Dojangs